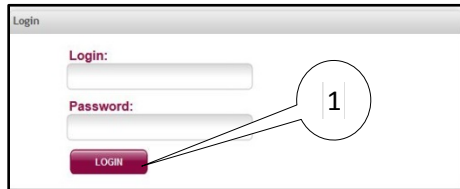


# How to View Your Student Account Activity

Students can follow these steps to view their student account activity.

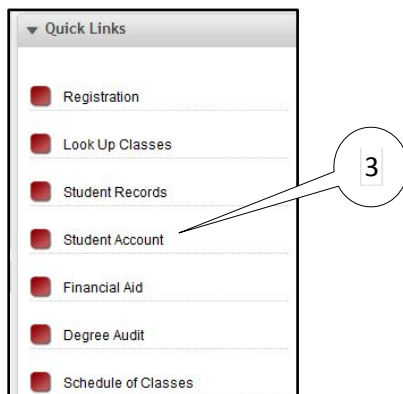
1. Log into [myNMSU](#) with NMSU User Name and Password.



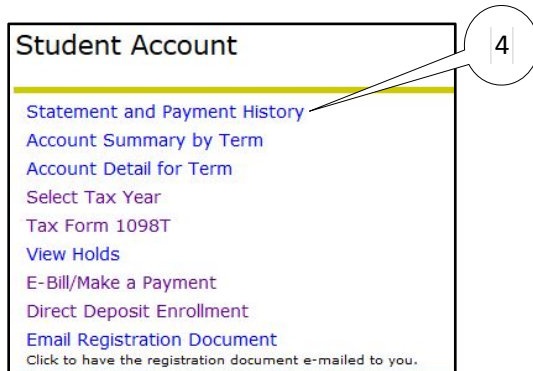
2. Select **Student Tab**.



3. Select **Student Account** from Quick Links.



4. Select **Statement and Payment History**.



Account activity occurring since your last billing statement was generated appears under the **Unbilled** tab.

Personal Information **Student** Financial Aid Employee Finance Register Manager

Search

### Statement and Payment History

---

Statement **Payment History** **Unbilled** AR

Statements available for review since **Nov 01, 2014**

Account Balance: \$35.00

Select Statement Bill Date: Jan 06, 2015

**Statement Summary**

Amount Due: \$1,625.90  
 Due Date: Feb 15, 2015  
 Term: 2015 Spring

**Payments since Nov 01, 2014**

Post Date	Term	Description	Amount	Bill Date
Feb 02, 2015	2015 Spring	LC CREDIT CARD PMT	\$35.00	
Jan 16, 2015	2015 Spring	LC CREDIT CARD PMT	\$35.00	
Jan 08, 2015	2015 Spring	LC CREDIT CARD PMT	\$33.50	
Nov 25, 2014	2014 Fall	LC CREDIT CARD PMT	\$18.00	Dec 05, 2014
Nov 13, 2014	2014 Fall	LC CREDIT CARD PMT	\$40.00	Dec 05, 2014

